

# Oil Pastel Blend





You can use a variety of materials together - in this one we will be exploring blending oil pastels with kitchen oils such as a sunflower or vegetable oil to play around with the materiality!

## Tools and Materials:


- Paper
- Oil Pastels
- Cotton Pads or Kitchen Roll
- Sunflower Oil



First of all think what it is you want to draw, and what could blend well. We opted for a rainbow in a cloudy sky so the colours of the rainbow could blend together and our clouds look a little less solid. Sketch our your design like so



Once you are happy with the drawing you can put a bit of oil on a cotton pad, you might want help with this or you could pour a small amount into a shallow dish to dip it into instead. Rub the oily pad over the drawing to blend the oil pastels



There you have it your own "Oil Pastel Blend" picture!

