

Lego Selfie





Taking inspiration from International Lego Day on the 28th January we thought it would be fun to create our own images as Lego characters - a Lego Selfie!

Tools and Materials:


- Paper
- Pencil
- Colouring Pencils



First of all start sketching your Lego self out, if you aren't sure what Lego people look like you can look it up as it is quite an iconic aesthetic! Given the angularity of Lego it is good to have a reference image whilst you imagine how to change it to look like you



Once you are happy with your drawing you can colour it in, whilst it is supposed to be self-portrait you can use whichever colours you want, rainbow hair even! The possibilities are up to you, with some “Artistic Licence”!



There you have it your very own "Lego Selfie"!



Here is another we made to inspire you!



