


Art Focus: Keith Haring





Keith Haring was an American artist whose pop art emerged from the New York City graffiti subculture of the 1980s. His bold imagery has "become a widely recognised visual language"

Tools and Materials:

- White Paper
- Pencil (one to sketch and a softer one to create dark outlines like a 3B if you have one)



So it would be a good idea to look Keith Haring and his work up to get an idea of his style - mostly simplified and stylised shapes or silhouettes combined with warm and vibrant colours. He is also known for creating 3-eyed characters, start sketching out items you'd like to include - simple shapes to more complex characters



Once you are happy with your sketch you can start to colour it in like so




Taking your softer pencil you can outline the different elements and colour in the black bits - but also create movement lines in between to create a maze like pattern



Drawing the black lines minimises the space between your elements and create some movement and interest

There you have it your very own
"Keith Haring inspired drawing"!



Here is another we made to inspire you!

