

Mother's Day Coupons







For Mother's Day for actually any day - why not create these Mother's Day coupons to gift your Mum!

Tools and Materials:


- White Paper
- Holepunch
- Felt Tips
- Scissors
- String




First of all you need to create your coupons, we made 8 so if you fold your paper in half down the middle like a card like so then cut it you can fold the 2 bits in half to create 4 smaller bits and then fold them long ways to get the coupon shape like so



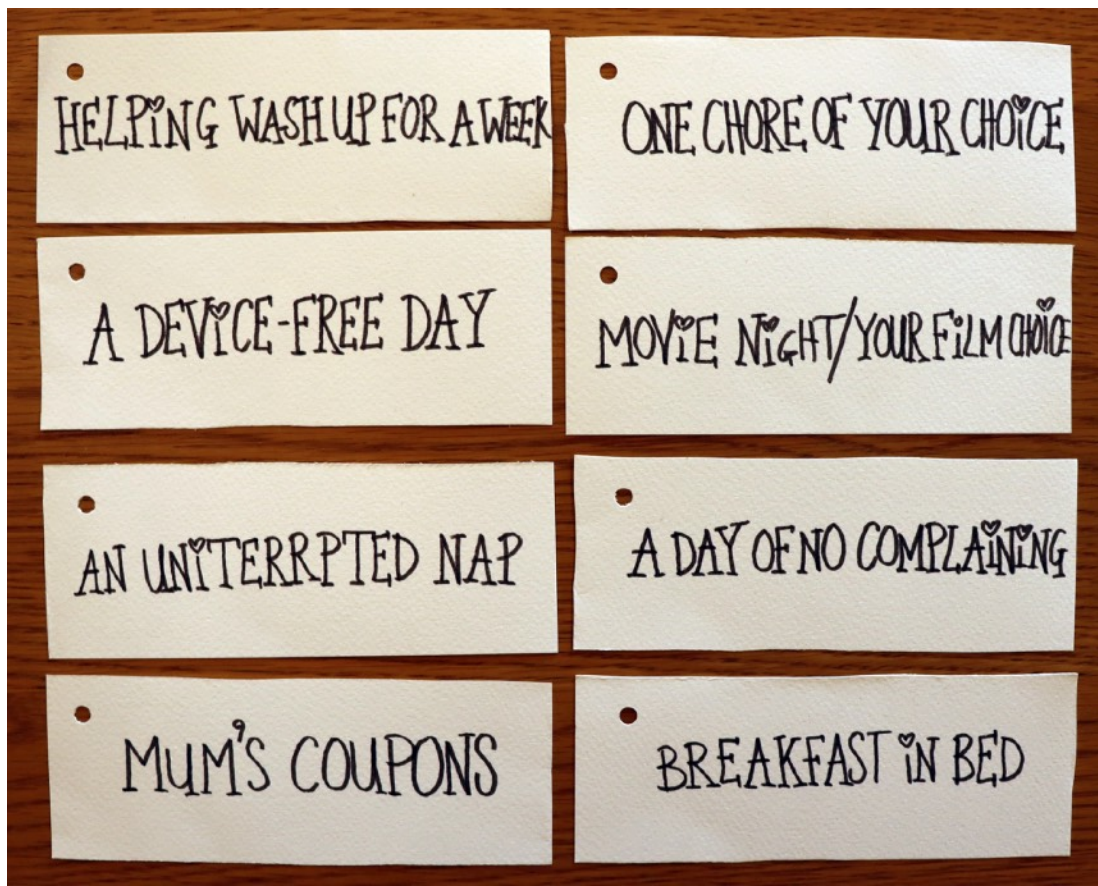
Now you have your coupons you can punch a hole in the top corner, if you don't have a hole punch you can cut a small hole as this means you can thread them together later with your string




Now start thinking about what you can write down that you can do for your mum



These are some of the ideas we came up with



Once you are happy with the coupons you can decorate them and add some colour!





Once they are decorated then you can start threading them together, cut a bit of string or whatever you have - we had balloon twine so used that, knot it together when done to keep the coupons secure



There you have it your very own "Mother's Day Coupons"

